

## Microwave meter

### Series MFP

Analog output or  
2x PNP output

High precision  
Easy cleaning

Liquids from oil to water

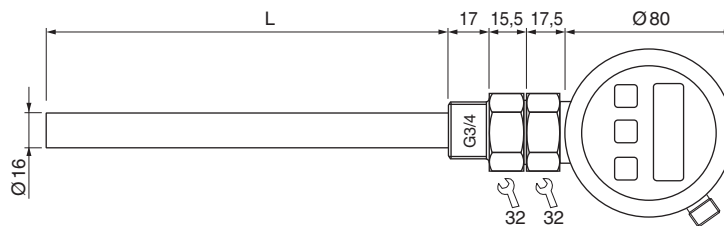
Guided Microwave



### Design

DC Analog / DC PNP • G3/4

### Dimensions



Design	Koax probe	Koax probe	
Output	4...20 mA, linear 	2x PNP, programmable NO NC	
ID-No.	P.....	P.....	
Type-sensorenlength L	MFP 075 GA-LKxxx	MFP 075 GPP-LKxxx	
Supply voltage [V]	20...27 DC	20...27 DC	
Current consumption [mA]	< 45	< 45	
Current output [mA]	4...20	-	
Load resistance R <sub>L</sub> [Ω]	200...500	-	
Switching current [mA]	-	200	
Reverse protection [mm]	•	•	
Precision [mm]	5	5	
Transition zone [mm]	top: 25, bottom: 25	top: 25, bottom: 25	
Ambient temperature [°C]	-0...+70	-0...+70	
Medium temperature [°C]	-0...+80	-0...+80	
Sensitivity [ε <sub>r</sub> ]	≥ 2	≥ 2	
Protection [EN 60529]	IP 67	IP 67	
Housing material	Aluminium		
Material	AISI 316 Ti, PTFE, POM		
Sealing material	NBR, AFM 34, different material on request		
Compressive strength [bar]	6 (25 °C)		
Connection	M12 connector		

### Sensor length

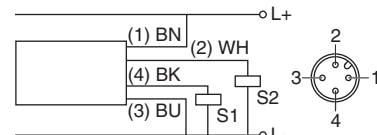
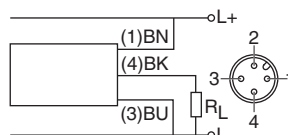
The total length L of the sensor is specified by appending "xxx" to the type.

xxx: Length in cm

Preferred lengths GA	ID-No.
300 mm: LK030	P21217
500 mm: LK050	P21218
800 mm: LK080	P21219

Preferred lengths GPP	ID-No.
300 mm: LK030	P21214
500 mm: LK050	P21215
800 mm: LK080	P21216

\* Depending on the installation conditions, deviations from the specified measuring accuracy can occur in this area.



### Accessories

Connecting cable SLG / SLW 3..., SLG / SLW 4..., see page 2.42