

- Mech. single position
- Snap contact
- Roller



General attributes

Additional features	None
Approvals / Conformity	CCC CE
Basic standard	IEC 60947-5-1
DIN switch	No
Enclosure Type per IEC 60529	IP67
Function indicator	1st pos.: none

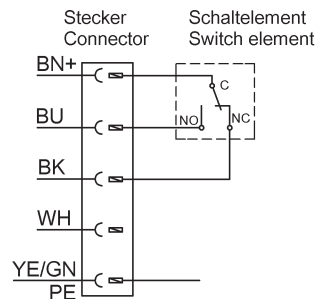
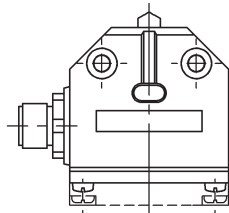
Electrical attributes

Continuous current	1st pos.: 4 A
Effective operating voltage U _e	1st pos.: 250 V AC
Switching function mech.	Single-pole changeover

Mechanical attributes

Ambient temperature T _a max.	85 °C
Ambient temperature T _a min.	-5 °C
Approach direction	In either axis to mtg. surface
Approach speed	1st pos.: 60 m/min
Connector	S80
Contact material	1st pos.: silver
Depth	43.0 mm

Dist. cam to reference edge	1st pos.: 2.8 - 0.5 mm
Flange feedthrough	None
Height (H)	20.0 mm
Housing finish	Eloxal
Housing material	Aluminum
Mech. installation condition	Any
Mechanical life expectancy	1st pos.: 10 mil. operations
No. of switch positions	1 ST
Operating principle	1st pos.: mechanical
Plgr. dist. 1st switch pos.	10 mm
Plunger block	No
Plunger diameter	6.0 mm
Plunger material	1st pos.: stainless steel
Plunger style	1st pos.: Roller
Spacing (T)	None
Style	99 EGT
Switching element	1st pos.: BSE 69.1
Switching operation force	1st pos.: min. 8 N
Switching rate	1st pos.: max. 200/min
Type	Mech. single position
Version	Snap contact
Width	40 mm



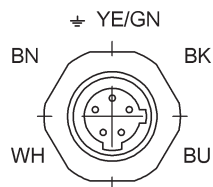
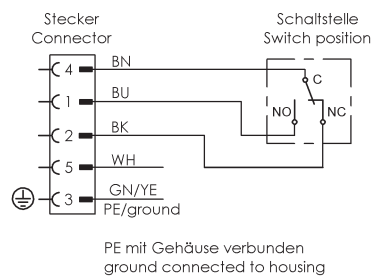
Mechanical position switch

BNS 819-99-R-10-S80

BNS004T

BALLUFF

sensors worldwide



View of male side