
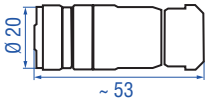

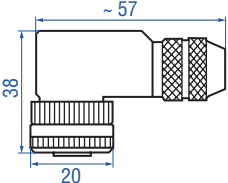

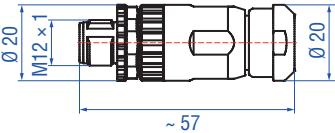

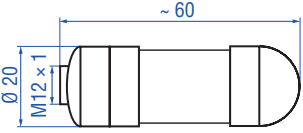

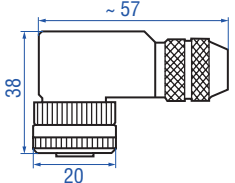


M12 Cable Connector Type A

ID	Technical drawing	Description	Sensor models			Conn. type
Female, straight, 5 pin 370 677 		Housing: GD-Zn, Ni / IP67 Termination: screw; max. 0.75 mm ² Contact insert: CuZn Cable Ø: 4...8 mm	RD4		EE	D34
Female, angled, 5 pin 370 678 		Housing: GD-Zn, Ni / IP67 Termination: screw; max. 0.75 mm ² Contact insert: CuZn Cable Ø: 5...8 mm	RD4		EE	D34
Male, straight, 5 pin 561 665 		Housing: GD-Zn, Ni / IP67 Termination: screw; max. 0.75 mm ² Contact insert: CuZn Cable Ø: 4...8 mm			EH	D34
Female, straight, 8 pin 370 694 		Housing: GD-ZnAL / IP67 Termination: screw; 0.75 mm ² Contact insert: CuZn Cable Ø: 4...9 mm			EH	D84
Female, angled, 8 pin 370 699 		Housing: GD-ZnAL / IP67 Termination: screw; max. 0.5 mm ² Contact insert: CuZn Cable Ø: 6...8 mm			EH	D84

All dimensions in mm