
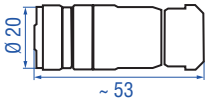

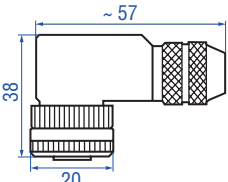

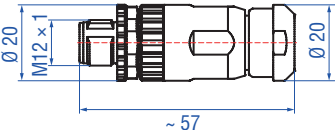

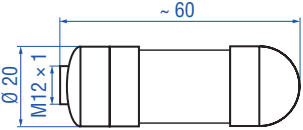

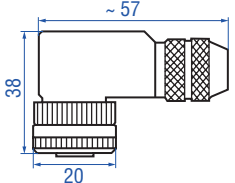


# M12 Cable Connector Type A

ID	Technical drawing	Description	Sensor models			Conn. type
<b>Female, straight, 5 pin</b> 370 677 		Housing: GD-Zn, Ni / IP67 Termination: screw; max. 0.75 mm <sup>2</sup> Contact insert: CuZn Cable Ø: 4...8 mm	RD4		EE EH EL EP ER	D34 D54 D58
<b>Female, angled, 5 pin</b> 370 678 		Housing: GD-Zn, Ni / IP67 Termination: screw; max. 0.75 mm <sup>2</sup> Contact insert: CuZn Cable Ø: 5...8 mm	RD4		EE EH EL EP ER	D34 D54
<b>Male, straight, 5 pin</b> 561 665 		Housing: GD-Zn, Ni / IP67 Termination: screw; max. 0.75 mm <sup>2</sup> Contact insert: CuZn Cable Ø: 4...8 mm			EH EL EP	D34
<b>Female, straight, 8 pin</b> 370 694 		Housing: GD-ZnAL / IP67 Termination: screw; 0.75 mm <sup>2</sup> Contact insert: CuZn Cable Ø: 4...9 mm			EH EL EP ER	D84
<b>Female, angled, 8 pin</b> 370 699 		Housing: GD-ZnAL / IP67 Termination: screw; max. 0.5 mm <sup>2</sup> Contact insert: CuZn Cable Ø: 6...8 mm			EH EL EP ER	D84

All dimensions in mm