
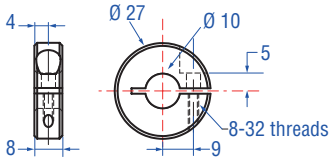

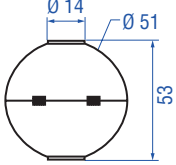

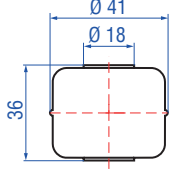


| ID | Technical drawing | Description | Sensor model | | | |
|---|---|--|---|----|----|-----|
| Collar 560 777  |  | Material: 304 SST Provides end of stroke stops for magnet float (part no.: 251447) Weight: ca. 30 g Hex key $\frac{7}{64}$ required | RD4 | GH | EE | Rod |
| Magnet float 251 447  |  | Material: stainless steel Weight: ca. 42 ± 3 g Density: 720 kg/m^3 Pressure: max. 60 bar | RD4 | GH | EE | Rod |
| | | | This float is used with rod style sensors for hydraulic fluid or fresh water applications only. | | | |
| Float 41 mm 200 938-2  |  | Material: 1.4404 stainless steel Weight: 20 ± 2 g Density: 740 kg/m^3 Pressure: max. ≤ 8 bar | RD4 | GH | EE | Rod |
| | | | This float is used with rod style sensors for hydraulic fluid or fresh water applications only. | | | |

All dimensions in mm

NOTES

If your application requires a magnet that is not shown, please contact the MTS “Application Support” (Tel. +49 2351-9587-0) for custom or additional non-standard magnet options.