
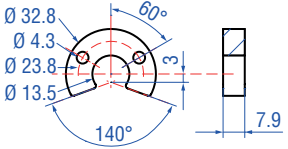

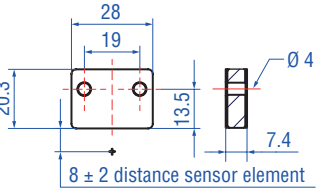

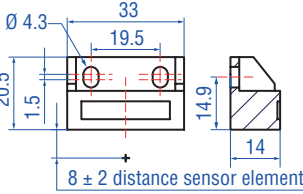

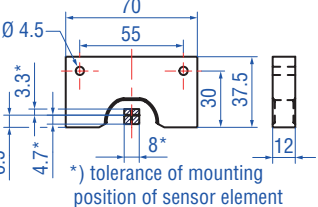




ID	Technical drawing	Description	Sensor models			
U-magnet OD33 251 416-2 		Material: PA ferrite GF20 Weight: ca. 11 g Operating temperature: -40...+100 °C Surface pressure: max. 40 N/mm ² Fastening torque for M4 screws: max. 1 Nm	RD4	GB	EE	Profile
Bar magnet 251 298-2 		Material: stainless-steel plate Plates bonded to both magnet sides. Magnet installs on a mounting plate (customer supplied) or flat surface of the machine's moving part. Weight: ca. 22 g Surface pressure: 20 N/mm ² Fastening torque for M4 screws: max. 1 Nm	RF RH RP	GH GP	EH EL EP	Profile Rod
This magnet may influence the sensor performance specifications for some applications.						
Block magnet L 403 448 		Material: hard ferrite Weight: ca. 20 g Operating temperature: -40...+75 °C Fastening torque for M4 screws: max. 1 Nm	RF RH RP	GP GH	EH EL EP	Profile Rod
This magnet may influence the sensor performance specifications for some applications.						
U-magnet 252 185 		Material: AlMg4.5Mn, black anodised; magnets compound-filled Weight: ca. 125 g Operating temperature: -40...+75 °C Surface pressure: 20 N/mm ² Fastening torque for M4 screws: max. 4 Nm	RF RH RP	GH GP	EH EP	Profile Rod
This magnet may influence the sensor performance specifications for some applications.						

 Recommended accessories are marked with the following sign: 

All dimensions in mm

NOTES

If your application requires a magnet that is not shown, please contact the MTS “Application Support” (Tel. +49 2351-9587-0) for custom or additional non-standard magnet options.